ComXim®

MT115DGL
MT150DGL
MT200DGL
电动转盘
说明书

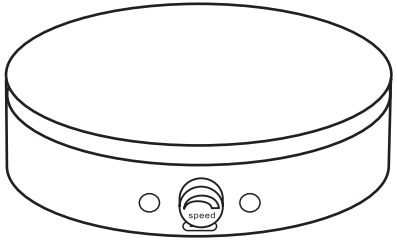

产品说明

包装盒内包含

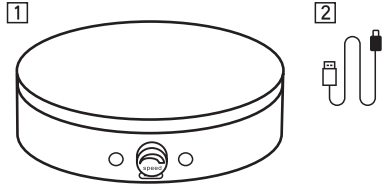

1 电动转盘　　2 电源线

产品介绍

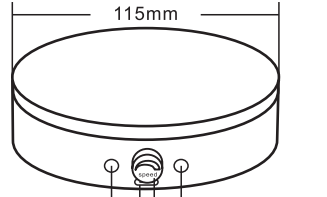

MT115DGL　　转速：10~20秒

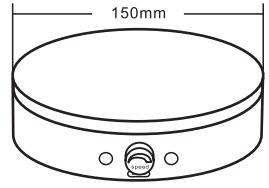

MT150DGL　　转速：15~30秒

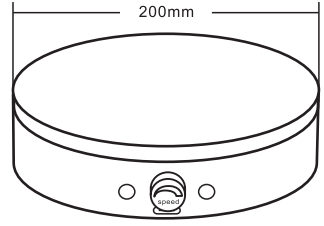

MT200DGL　　转速：20~40秒

（注：以上产品的速度范围是基于载重3.5kg条件下的测试数据得出的，其他载重条件下转速会稍有误差）

使用方法：

步骤1：连接电源：将包装内的电源线插入转盘上的插电口中或者在转盘背面的电池仓中装入三节七号电池。



步骤2：通电后，向右转动旋钮（旋钮手感阻力较大，约等于过一个台阶的感觉），转盘就可以开始转动。

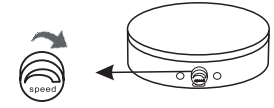

步骤3：转动旋钮可以改变转盘旋转速度。

注意事项

- 考虑到某些不可抗力因素，使用干电池供电时请不要插电源线；
- 不正确使用造成的产品损坏不在保障范围内；
- 为使转盘正常运转，切勿超载使用；
- 切勿用湿手触摸设备和电源插座，避免造成电击或电伤；
- 为了生命安全考虑，改装前先了解产品能否改装；
- 产品运行过程正常噪音值在55分贝以内；

深圳康信技术有限公司
Shenzhen ComXim Technologies Co.,Ltd.
Website: www.comxim.com

执行标准:Q/KXJS 001-2017 FC CE

ComXim®

MT115DGL
MT150DGL
MT200DGL

Rotating Display Stand Instructions

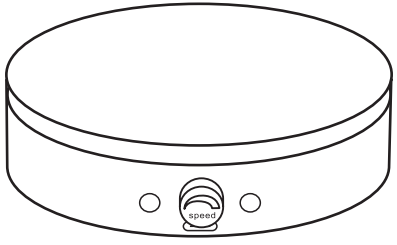

Product Description:

Package include:

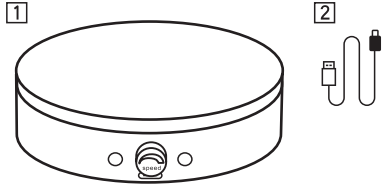

1 Turntable 2 Type-C cord

Product Introduction:

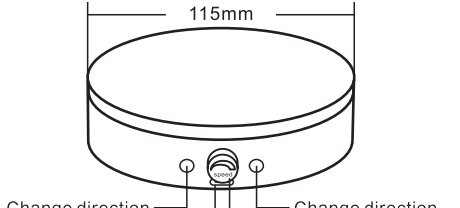

MT115DGL Speed: 10-20 seconds

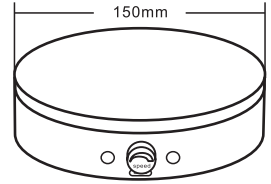

MT150DGL Speed: 15-30 seconds

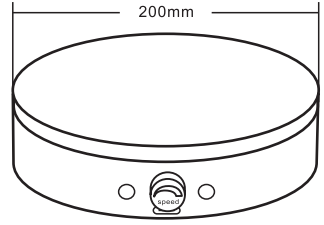

MT200DGL Speed: 20-40 seconds

(Note: The speed range of the above products is based on test data under a load capacity of 3.5kg, and there may be slight errors in speed under other load conditions)

Usage steps:

Step 1: Connecting power: Insert the USB cable to the type-C port on the side of the turntable or insert 3 AAA batteries in the battery compartment at the bottom of the turntable(Not included batteries).



Step 2: After powering on, turn the knob to the right, turn on the switch, and the turntable begins to rotate.

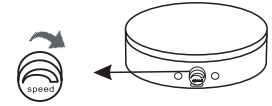

Step 3: Turn the knob to the right to increase the rotation speed. On the contrary, the speed decreases until the switch is turned off.

Sweet Notice:

- Considering certain force majeure factors, please do not plug in the USB power cord when using dry battery power supply;
- The product damage caused by incorrect use is not covered by the warranty;
- To ensure the normal operation of the turntable, do not overload it;
- Do not touch the device and power socket with wet hands to avoid electric shock or injury;
- For the sake of life safety, understand whether the product can be modified before modification;
- The normal noise level during product operation is within 55 decibels;

深圳康信技术有限公司
Shenzhen ComXim Technologies Co.,Ltd.
Website: www.comxim.com

执行标准:Q/KXJS 001-2017 FC CE